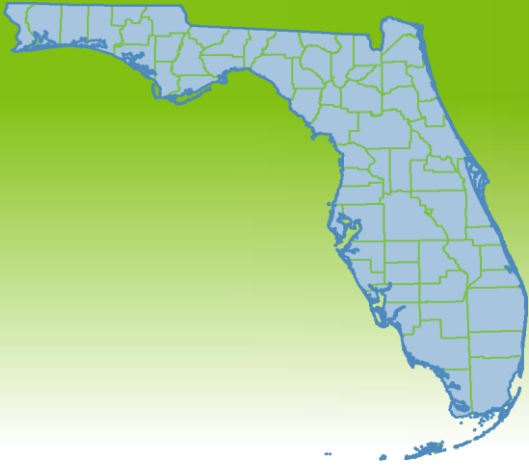


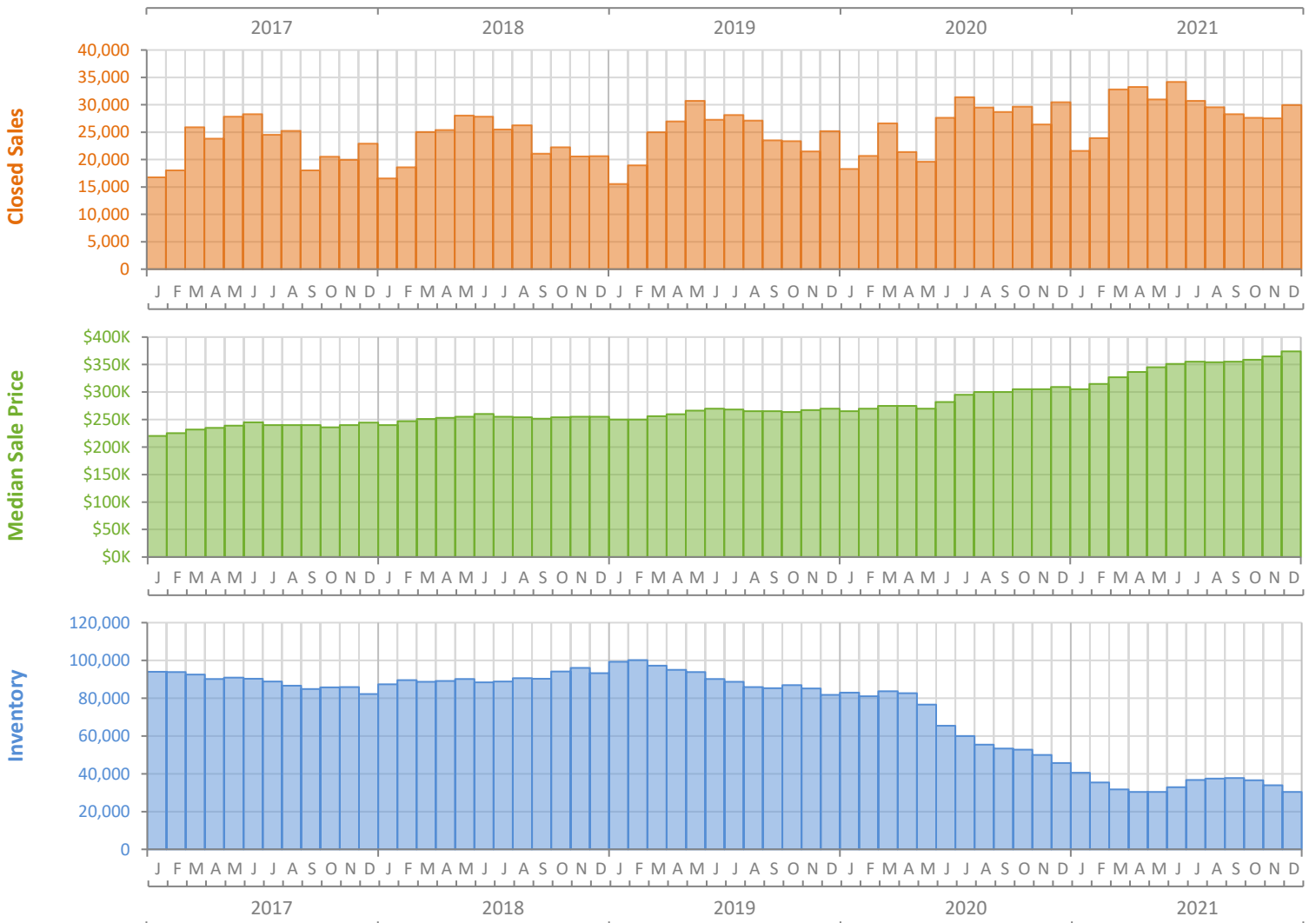
# Monthly Market Summary - December 2021

## Single-Family Homes

### Florida



	December 2021	December 2020	Percent Change Year-over-Year
Closed Sales	29,988	30,478	-1.6%
Paid in Cash	9,146	7,172	27.5%
Median Sale Price	\$373,990	\$309,000	21.0%
Average Sale Price	\$549,638	\$462,033	19.0%
Dollar Volume	\$16.5 Billion	\$14.1 Billion	17.0%
Med. Pct. of Orig. List Price Received	100.0%	98.5%	1.5%
Median Time to Contract	12 Days	19 Days	-36.8%
Median Time to Sale	55 Days	65 Days	-15.4%
New Pending Sales	24,356	25,426	-4.2%
New Listings	23,329	23,703	-1.6%
Pending Inventory	39,364	40,434	-2.6%
Inventory (Active Listings)	30,344	45,749	-33.7%
Months Supply of Inventory	1.0	1.8	-44.4%



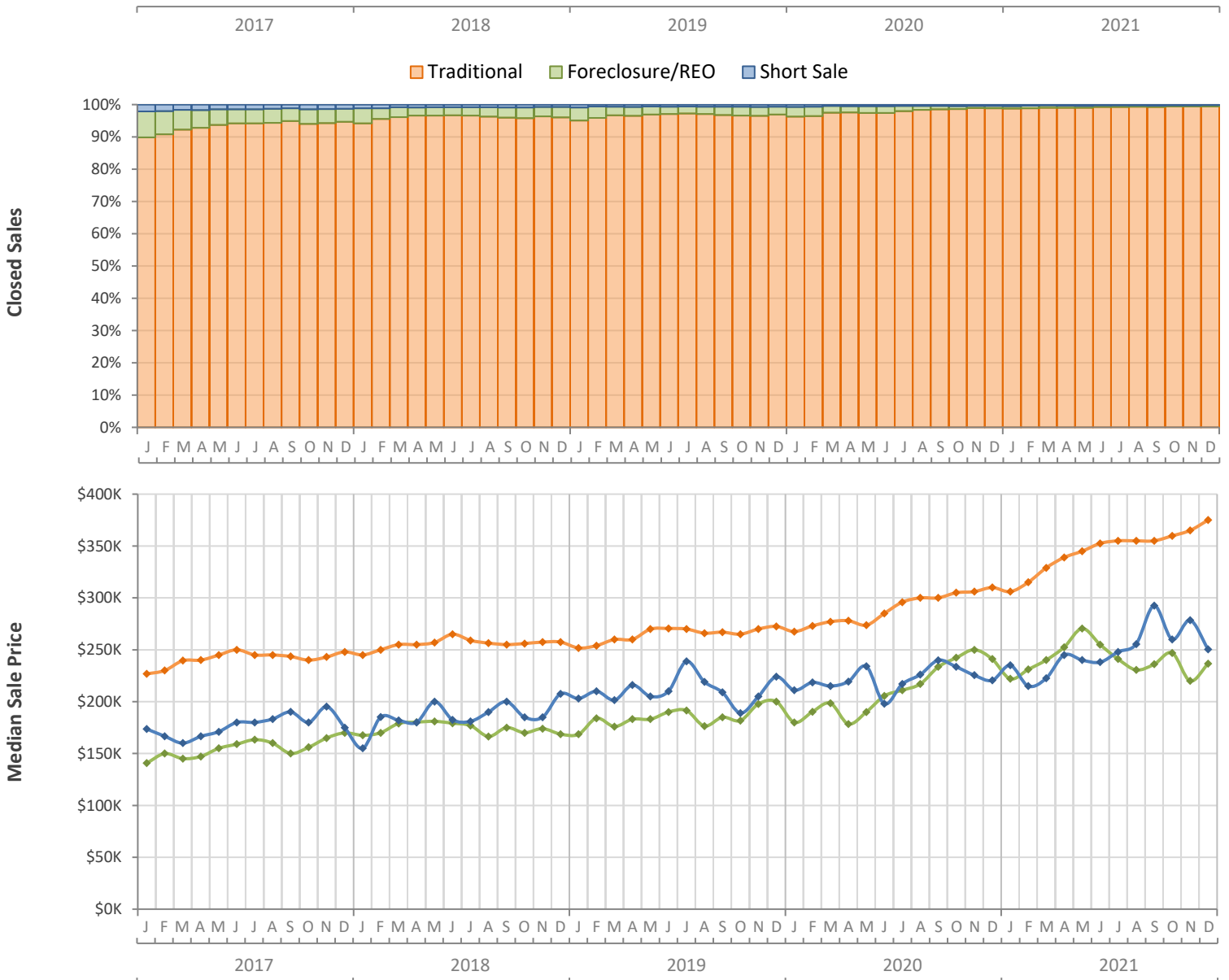
# Monthly Distressed Market - December 2021

## Single-Family Homes

### Florida



		December 2021	December 2020	Percent Change Year-over-Year
Traditional	Closed Sales	29,806	30,119	-1.0%
	Median Sale Price	\$375,000	\$310,000	21.0%
Foreclosure/REO	Closed Sales	118	226	-47.8%
	Median Sale Price	\$236,500	\$241,000	-1.9%
Short Sale	Closed Sales	64	133	-51.9%
	Median Sale Price	\$250,425	\$220,500	13.6%



Produced by Florida REALTORS® with data provided by Florida's multiple listing services. Statistics for each month compiled from MLS feeds on the 15th day of the following month. Data released on Thursday, January 20, 2022. Next data release is Friday, February 18, 2022.