

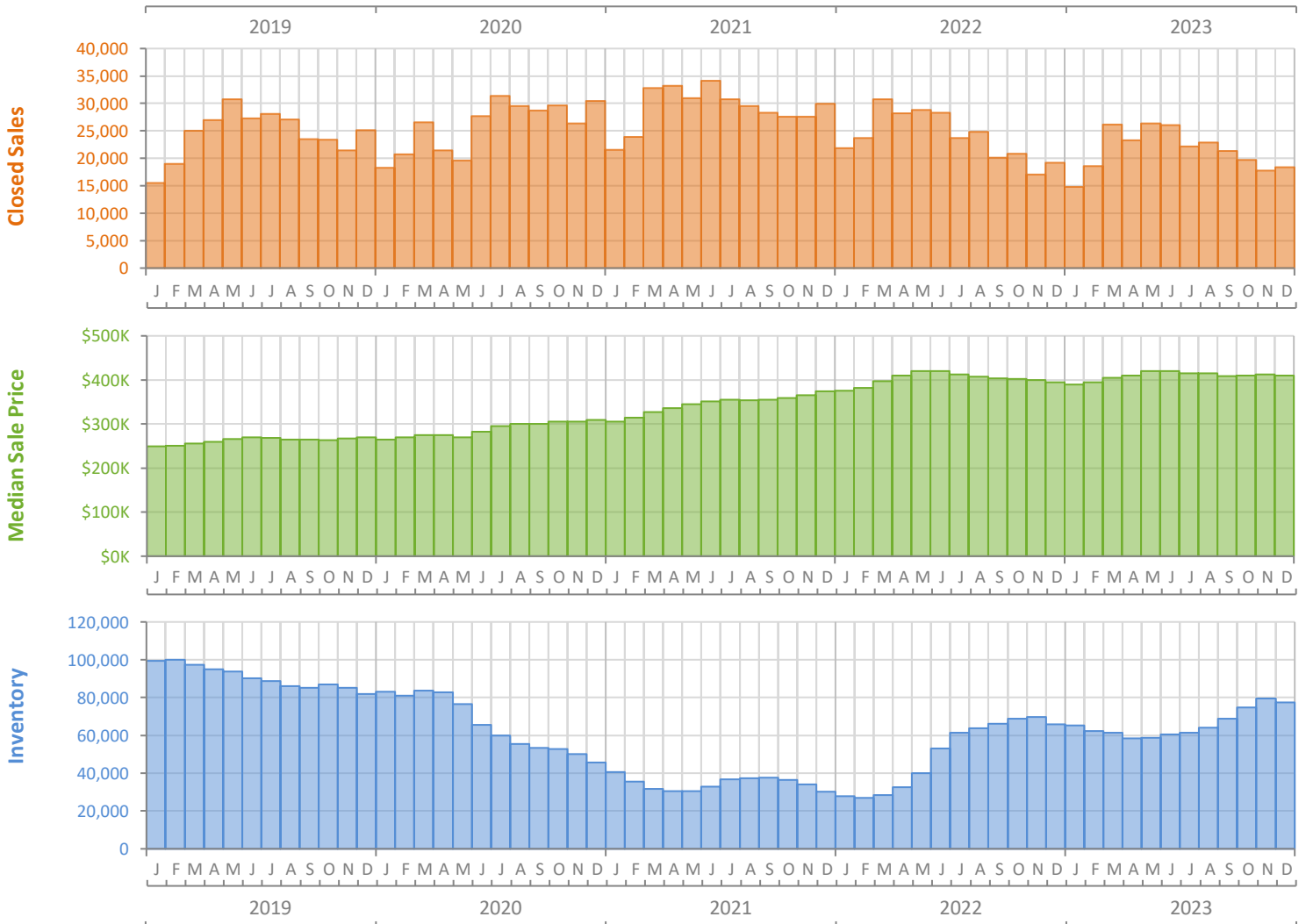
Monthly Market Summary - December 2023

Single-Family Homes

Florida



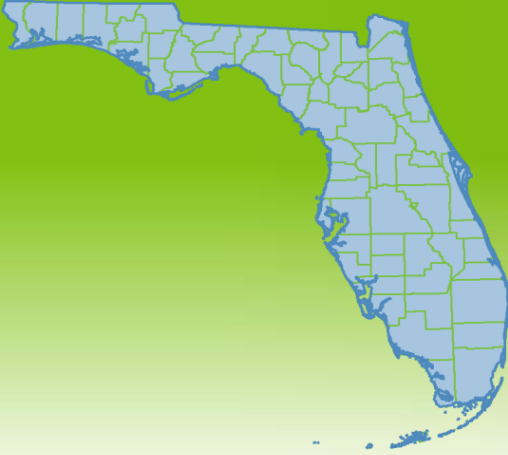
	December 2023	December 2022	Percent Change Year-over-Year
Closed Sales	18,423	19,158	-3.8%
Paid in Cash	5,464	5,615	-2.7%
Median Sale Price	\$410,000	\$395,000	3.8%
Average Sale Price	\$566,045	\$527,919	7.2%
Dollar Volume	\$10.4 Billion	\$10.1 Billion	3.1%
Med. Pct. of Orig. List Price Received	96.5%	95.5%	1.0%
Median Time to Contract	35 Days	34 Days	2.9%
Median Time to Sale	77 Days	78 Days	-1.3%
New Pending Sales	16,140	16,692	-3.3%
New Listings	20,296	19,190	5.8%
Pending Inventory	23,179	25,768	-10.0%
Inventory (Active Listings)	77,513	65,786	17.8%
Months Supply of Inventory	3.6	2.7	33.3%



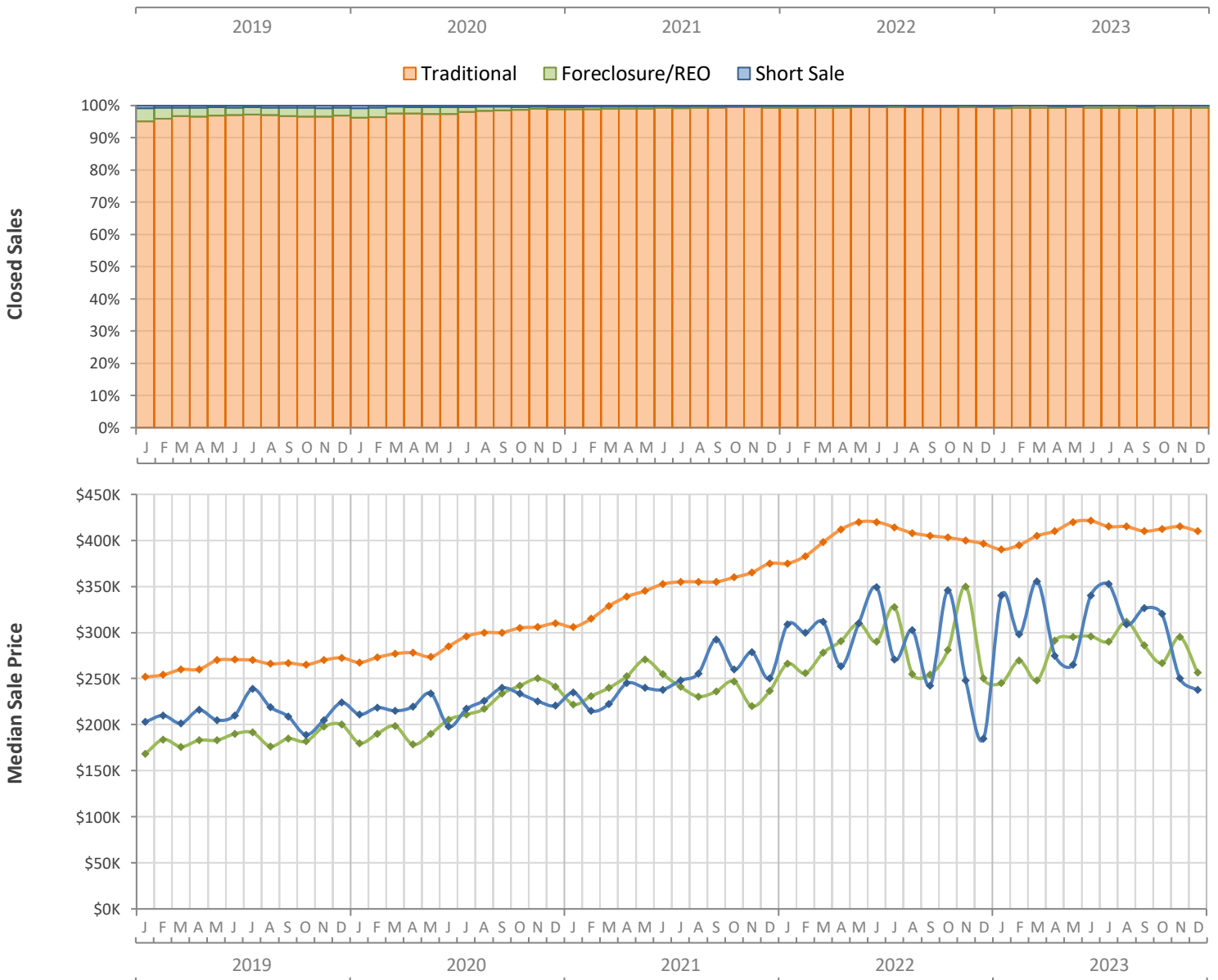
Monthly Distressed Market - December 2023

Single-Family Homes

Florida



		December 2023	December 2022	Percent Change Year-over-Year
Traditional	Closed Sales	18,294	19,047	-4.0%
	Median Sale Price	\$410,000	\$396,315	3.5%
Foreclosure/REO	Closed Sales	115	88	30.7%
	Median Sale Price	\$256,500	\$250,000	2.6%
Short Sale	Closed Sales	14	23	-39.1%
	Median Sale Price	\$237,500	\$185,000	28.4%



Produced by Florida REALTORS® with data provided by Florida's multiple listing services. Statistics for each month compiled from MLS feeds on the 15th day of the following month. Data released on Friday, January 19, 2024. Next data release is Thursday, February 22, 2024.